

MOSTLY AUTOMATED WATERMARK IDENTIFICATION

C. Richard Johnson, Jr. (Cornell University)

William A. Sethares (University of Wisconsin - Madison)

APPENDIX 1

LIBRARY OF MARKED FOOLSCAPS WITH FIVE-POINTED COLLAR FROM HINTERDING

This library includes marked versions of 43 of the Foolscap with Five-Pointed Collar watermarks in Hinterding's catalog that are illustrated with full-watermark images.¹




Figure 1: Left: A.a.a; Center: A.a.b; Right: B.a.a

¹D'.a.a, Q'.a.a, and Q'.a.b are omitted because unlike all of the others, they have a chain line in the middle of the watermark. These three require a different marking point protocol than all of the others. However, with their number so small, identification within this group is easily handled visibly. The two watermarks E.c and T.a have only 4 collar points. The first collar point of E.c is apparently folded back. T.a evidently only ever had 4 collar points, but Hinterding chose not to create a separate category for just this one foolscap with a four-pointed collar. Permission to use the images from E. Hinterding, *Rembrandt as an Etcher*, (Sound & Vision Publishers, 2006) was graciously provided by Sound & Vision Publishers BV.

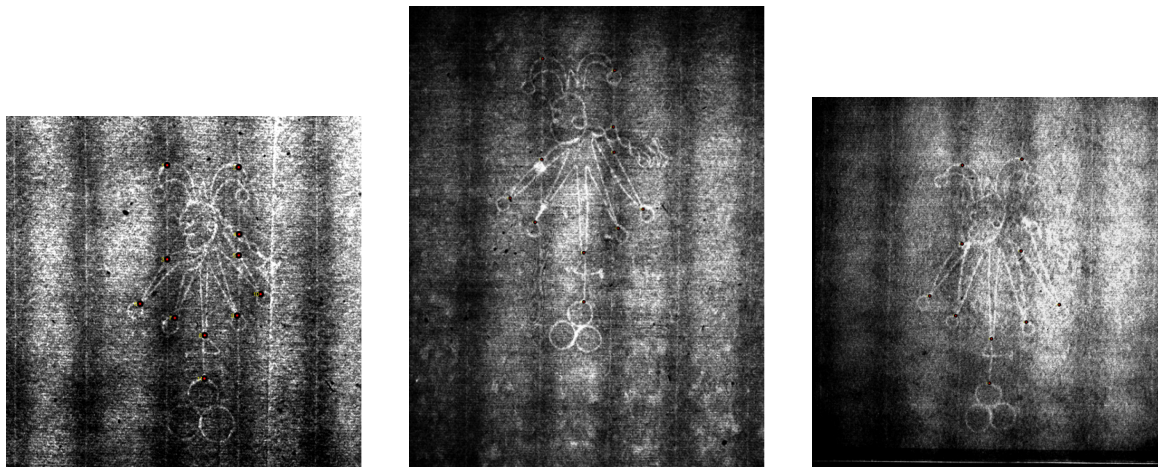


Figure 2: Left: B.a.b; Center: C.a.a; Right: C.a.b




Figure 3: Left: C.b; Center: E.a.a; Right: E.a.b

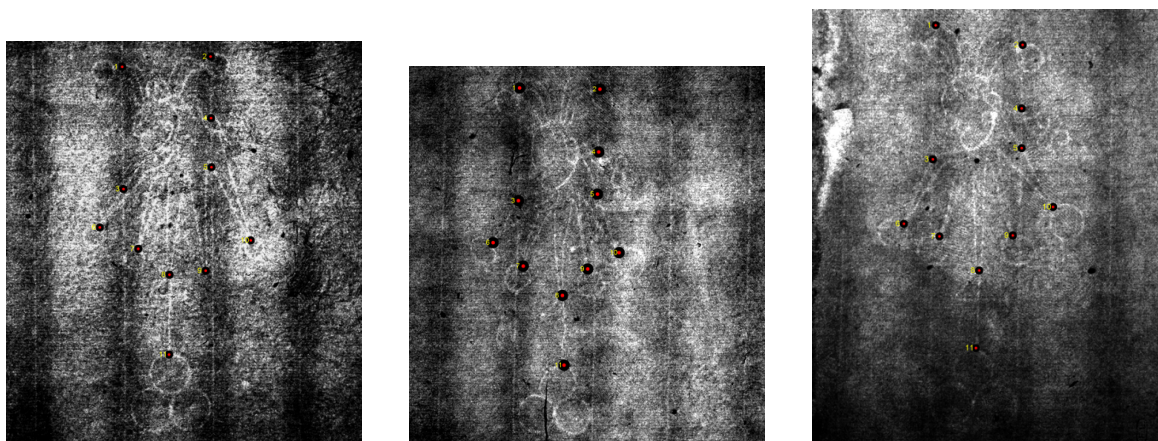


Figure 4: Left: E.b.a; Center: F.a.a; Right: F.a.b

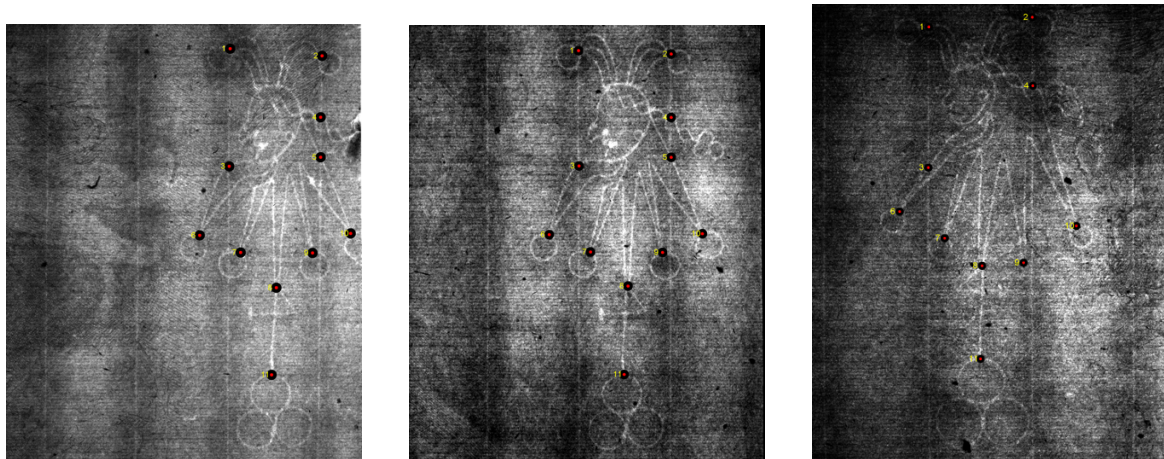


Figure 5: Left: F.b.a; Center: F.b.b; Right: F.c.a




Figure 6: Left: G.a.a; Center: G.a.b; Right: G.b.a




Figure 7: Left: G.b.b; Center: H.a; Right: H.b.a

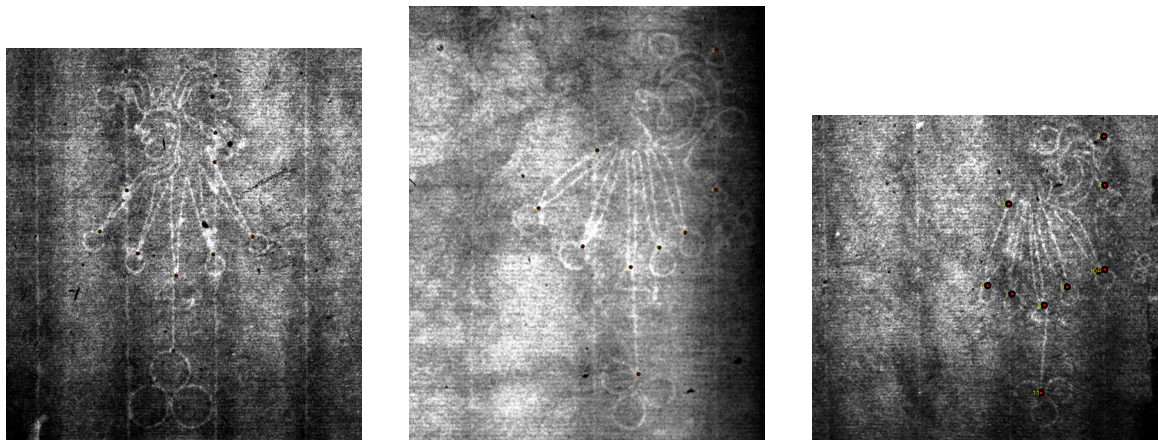


Figure 8: Left: H.b.b; Center: I.a.a; Right: I.a.b

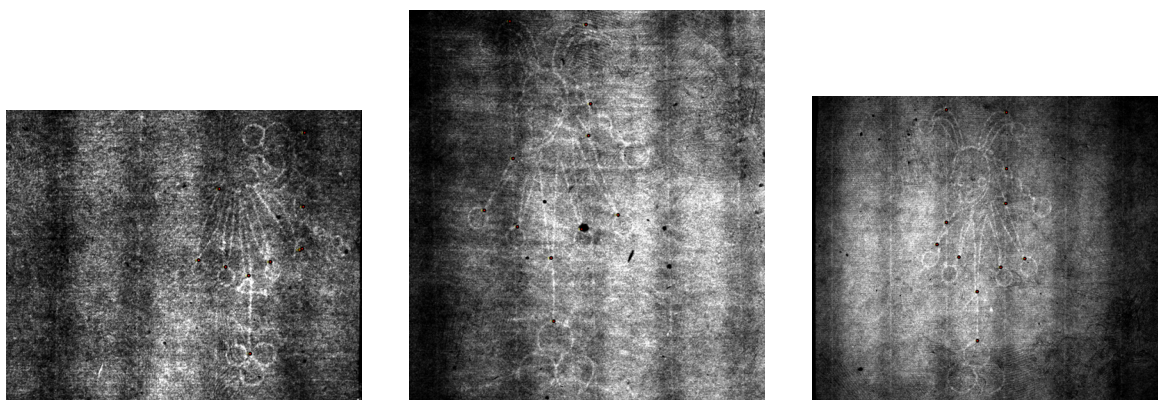


Figure 9: Left: I.a.c; Center: J.a.a; Right: J.a.b




Figure 10: Left: K.a.a; Center: K.a.b; Right: K.b.a

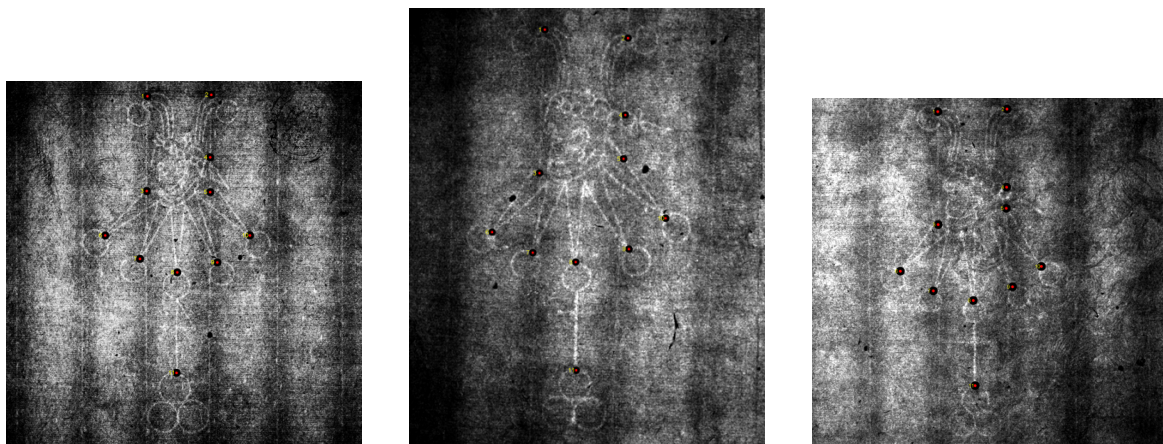


Figure 11: Left: K.b.b; Center: K.c.a; Right: K.c.b

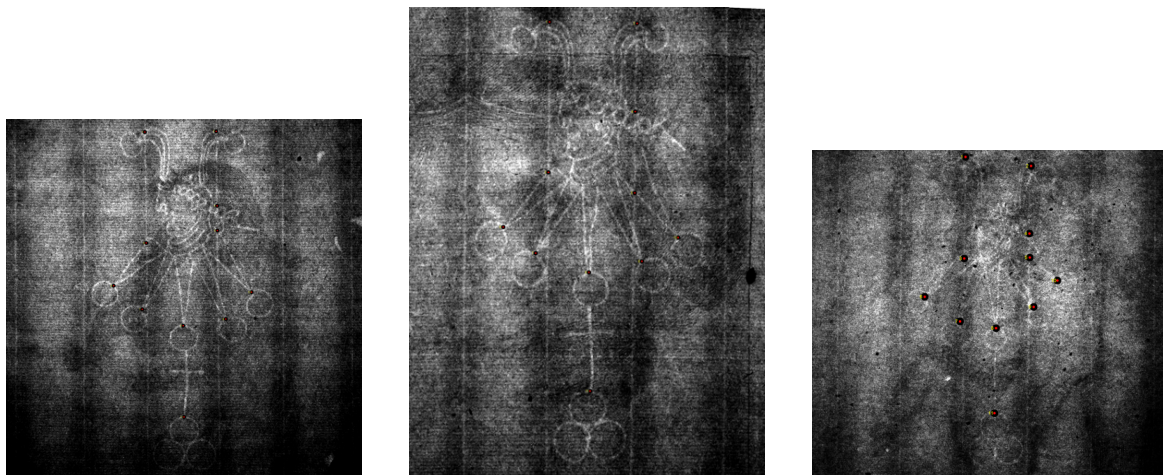


Figure 12: Left:K.e.a; Center: K.f.a; Right: K.h

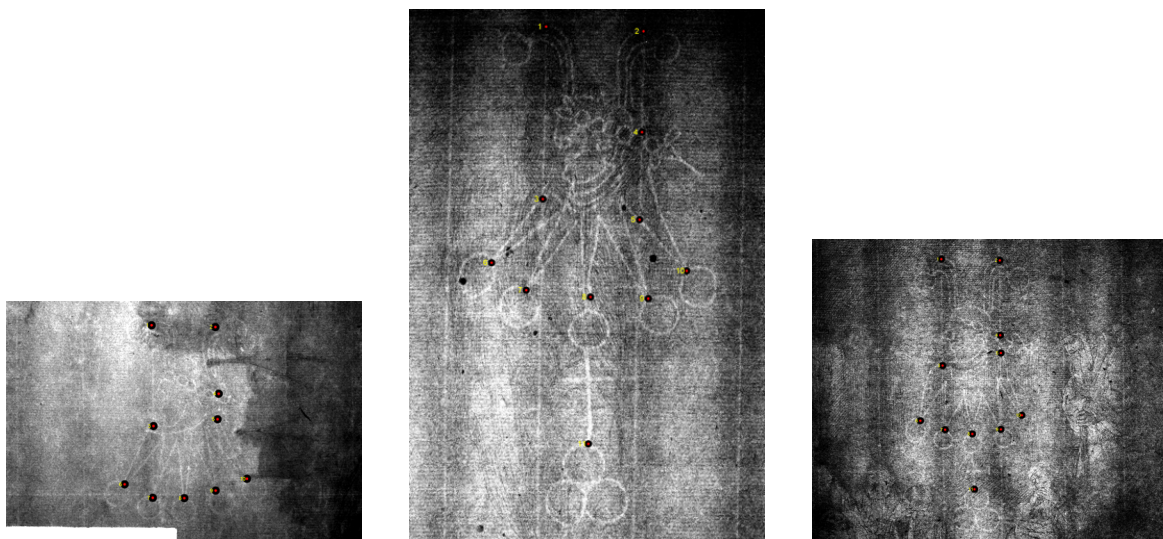


Figure 13: Left: K.h.a; Center: K.i; Right: L.a

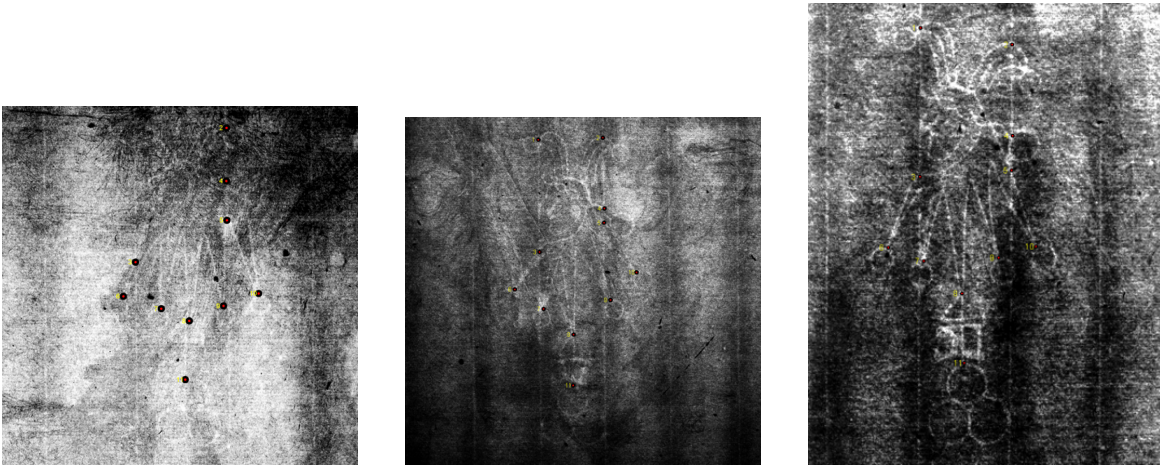


Figure 14: Left: M.a; Center: N.a.a; Right: N.a.b

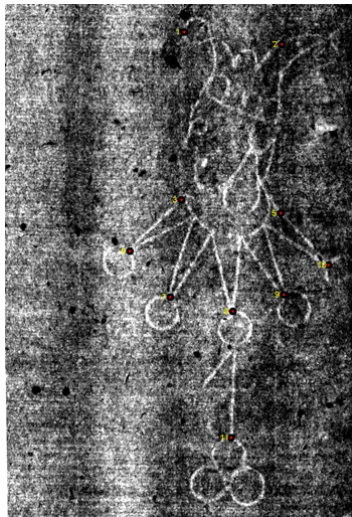


Figure 15: U.a.a